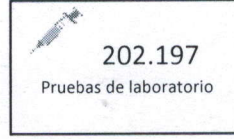


## ESTADISTICAS Y PRODUCCION DE SERVICIOS


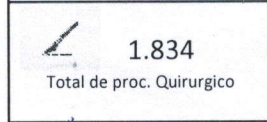
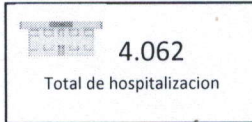


5.743 19.71%  
Primera Vez  
23.398 80.29%  
Subsecuente

19.05 9.66%  
Ingreso 911  
16.951 85.91%  
Propios medios  
874 4.43% Otros  
medios

50.597 25.02%  
Ambulatorios  
28.920 14.30%  
Emergencias  
122.680 60.67%  
Hospitalizacion

4.002 28.41%  
Ambulatorios  
4.426 31.42%  
Emergencias  
5.657 40.16%  
Hospitalizacion



3.592 88.43%  
Egreso por alta  
470 11.57%  
Egreso por defunciones

1.046 57.03%  
Cirugia mayor  
788 42.97%  
Cirugia menor

826 54.38%  
Via cesareas  
693 45.62%  
Via Vaginal

219 14.43%  
Bajo peso  
388 25.56%  
Prematuros  
4 0.26%  
Mal formacion

*Griselda m. m.*  
Ing. Griselda Marmolejos  
Enc. Estadistica

